


Apis

DIABETIC & ORTHOPEDIC
FOOTWEAR



Apis Footwear Company

Apis Footwear

MANUFACTURER OF MT EMEY FOOTWEAR

Mt Emey Shoe Line covers all aspects of diabetic & orthopedic shoe needs. All shoes are grouped into four distinctive stages to help facilitate the decision-making process on shoe fitting.

Stage 1 Covers mild diabetic foot conditions, such as, minor swelling, or diabetic neuropathy

Stage 2 Covers moderate diabetic foot conditions, e.g. Lymphedema, bony deformities, e.g. hammer toes or bunion / bunionette.

Stage 3 Covers severe deformities such as severe edema or Charco-Marie-Tooth disease, toe amputation

Stage 4 Covers custom products or shoe modifications.

Stage 1 Diabetic / Orthopedic Shoes

Premiere Collection includes shoes for casual dress and athletic walking shoes. Styles include women's 9205, 9205-L, 9200, 9212, 9214, 3310, 9306, 9315, 9320, 9321 & 9327. Men's styles include 708-L, 888-V, 9602, 9701, 9603, 9605 and 9608, also include 308 and 319 inserts.

Stage 1 premiere collection shoes are designed for early stage diabetic patients who need comfortable yet supportive and aesthetically appealing shoes for different occasions. These shoes are recommended for patients with little or no deformities in the foot. They feature extended widths, added depth, seamless toe box, removable inserts and strap or lace closure. These shoes are coded under Medicare Shoe Bill PDAC A5500 for diabetic patients. (* To qualify for the Shoe Bill a patient must have Diabetic Mellitus ICD-9-CM or ICD-10-CM/PCS, peripheral neuropathy, with callous formation, or diabetic neuropathy, previous amputation, history of previous ulceration as well as compromised vascular disease in the foot.)

Apis Footwear

MANUFACTURER OF MT EMEY FOOTWEAR

Stage 2 Diabetic / Orthopedic Shoes

Comfort Collection includes shoes for comfort dress, wellness casual or athletic walking and utility for working group. Styles include women's comfort collection 9202, 9301, 9106, 9108, 9306, 9315, and utility shoes 3405, men's styles include 801, 802, 7021, 9501, 9502, 502, 9921, 9702, 9704, 9708, 9713, 9703, AM5605, AM5615, 9951, 503, 504, also include insoles 308 and 319.

Stage 2 Shoes are designed for diabetic patients who need comfortable and supportive shoes for moderate deformities in the feet. Stage 2 shoes feature extended sizes and widths with over three true widths, duo-depth or triple-depth toe box, seamless lining at the toe and enclosure with straps or laces.

Stage 3 Diabetic / Orthopedic Shoes

Medical Collection include women's medical collection 628-E, 608, 618, 9226, 9301-C, 9301-X, 9301-E, 638, 639, men's styles include 728-E, 708, 718, 511, 502-C, 503-C, 504-C, 502-X, 502-E, 737, 738 and 739, also include insoles 308 and 319.

Stage 3 Shoes are the ultimate solution for diabetic patients who can not be fitted with normal off-the-shelf shoes. These shoes are designed to accommodate certain deformities such as severe edema, Charcot or bunion, to provide support and protection. All of the shoes in this category are coded under Medicare PDAC A5500 for diabetic patients. Stage 3 shoes cover over four true widths, double-depth, triple-depth or supra depth toe box with large built-in volume, surgical opening and wound-care protection, all come with seamless lining at the toe, removable insoles, enclosure with straps or laces and extended sizes and widths.

Apis Footwear

MANUFACTURER OF MT EMEY FOOTWEAR

Apis Stage 4 Custom Shoes And Shoe Modifications

Stage 4 shoes are custom made or modified to accommodate each individual patient's specific needs. These shoes are made per the casts or digital scan from patient's foot/feet and/or modified by strictly following the doctor's prescription. Custom shoes are approved to be billed under PDAC A5501 and modifications are billable under respective codes. Mt Emey custom shoe program offers styles and materials selections that are not available elsewhere. Customers can choose any style and material that are included in the regular product catalog. The service is offered to accommodate specific patient's needs for footwear that are otherwise cannot be met with stock shoes. These shoes provide case-specific support and protection. All modifications are only applicable to Mt Emey Shoes.

.

Table Of Content

Women's Premiere Collection

Casual Dress 9205, 9205-L, 9200, 9320, 9214, 9214	1 - 2
Casual Walking 9321, 9212, 3310, 9306, 9315, 9327, 308	3 - 4

Women's Comfort Collection

Casual Dress	
9202, 9301, 9302, 9106, 9108	5

Women's Medical Collection

Bunion & Edema 628-E, 608, 618	7
Accommodator & Charcot 9301-C, 9301-X, 9301-E	8
Surgical Opening & Wound Care 9226, 638, 639	9

Men's Premiere Collection

Casual Dress 708-L, 888-V, 9602, 9602-Lycra, 9608, 308.....	11
Walking 9701, 9704	12
Casual Boots 9605, 9603. 9713	13
Custom Diabetic Inserts Package.....	14

Men's Comfort Collection

Casual Dress 9501, 9502, 502, 9921	15
Supra Depth Shoes & Boots 801, 802, 7021.....	16
Boots 503, 504, AM5605, AM5615, 9951, 9703-L.....	18
Duo-Depth Athletic Walking 9702, 9708, 9705	19
Utility - Safety Toe, Oil / Slip resistant /Composite Toe	
6501, 6502, 6503, 6506. 6507. 6508	20

Men's Medical Collection

Bunion / Edema 728-E, 708, 718.....	21
Charcot & Accommodator 502-C, 503-C, 504-C, 502-X, 502-E.....	22
Surgical Opening & Wound Care 511, 737, 738, 739.....	23

Men's Answer2 Athletic Walking

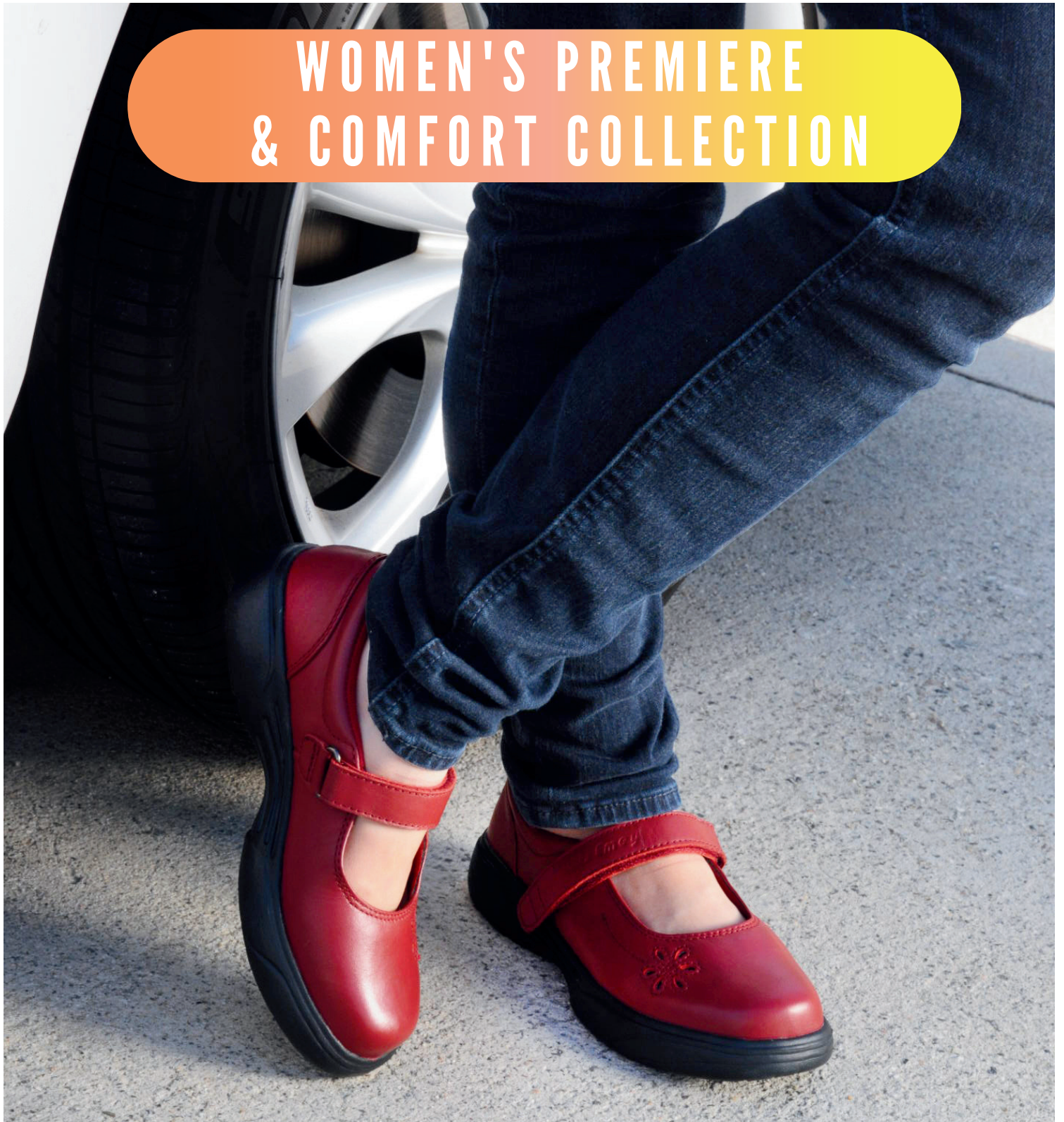
Answer2 Athletic Walking 554, 558, 552, 551.....	26
--	----

Custom Shoes & Modifications

Custom Shoes	28
Custom Foot Orthotics & Scanner, Functional Foot Orthotics	29 - 30
Pre-fab Orthotics & Diabetic Socks	31
Ready Made Diabetic Inserts & Blank	32
Shoe Modifications	33



**WOMEN'S PREMIERE
& COMFORT COLLECTION**



WOMEN'S PREMIERE COLLECTION

9205 Black



9205-L Black
Lycra Elastic Upper



9205 Brown



9205 Ruby



9200 Black



Sizes & Widths:

B/D(M/W): 5, 5.5 - 10.5, 11

3E(WW): 5, 5.5 - 10.5, 11

5E(XW): 5, 5.5 - 10.5, 11

PREMIERE COLLECTION FEATURES

- Genuine leather or mesh with seamless linings
- Added width at toe & extra support at the ankle
- Added depth - 8mm or 5/16" deeper than conventional straight last shoes
- Better accommodation for orthotics, AFO & internal modifications
- Long medial counter to provide support & stability
- Removable inserts for flexible fitting

WOMEN'S PREMIERE COLLECTION

9320 Black



9320 Olive



9320 Burgundy



9214 Black
Lycra Elastic Upper



9320 Grey



Sizes & Widths:

B/D(M/W): 5, 5.5 - 10.5, 11

3E(WW): 5, 5.5 - 10.5, 11

5E(XW): 5, 5.5 - 10.5, 11

PREMIERE COLLECTION FEATURES

- Genuine leather uppers with seamless linings
- Added width at toe & extra support at the ankle
- Added depth - 8mm or 5/16" deeper than conventional last
- Better accommodation for orthotics, AFO & internal modifications
- Long medial counter to provide support & stability
- Removable inserts for flexible fitting

WOMEN'S PREMIERE COLLECTION

9321 Grey



9321 Black



9212 Taupe



9212 Black



Sizes & Widths:

B/D(M/W): 5 ,5.5 - 10.5, 11

3E(WW): 5 ,5.5 - 10.5, 11

5E(XW): 5 ,5.5 - 10.5, 11

PREMIERE COLLECTION FEATURES

Genuine leather upper with seamless linings

Added width at toe & extra support at the ankle

Added depth - 8mm or 5/16" deeper than conventional last

Better accommodation for orthotics, AFO & internal modifications

Long medial counter to provide support & stability

Removable inserts for flexible fitting

WOMEN'S

PREMIERE COLLECTION

9327 Grey / extra pink laces

Knitted Walking Added Depth



Sizes & Widths: 9327

B/D(M/W): 5, 5.5 - 10.5, 11

3E(WW): 5, 5.5 - 10.5, 11

5E(XW): 5, 5.5 - 10.5, 11

9306 Mesh Walking



3310 Black



9315 Mesh Walking Hightop



Sizes & Widths: 9306, 9315, 3310

D/W: 5, 5.5 - 11.5, 12

3E(WW): 5, 5.5 - 11.5, 12

5E(XW): 5, 5.5 - 11.5, 12

Added / Double depth
Combination last
Removable inserts
Extended firm heel counter
HD EVA outsole for easy modification
Great for AFOs and braces

308 Diabetic Inserts - A5512



WOMEN'S COMFORT COLLECTION

9301 Black



9302 Black



9106 Black



9108 Black



Sizes & Widths:

AA: 4.5, 5 - 11, 12

B: 4.5 - 10.5, 11 - 15

D: 4.5 - 10.5, 11 - 15

3E: 4.5 - 10.5, 11 - 15

5E: 5 - 10.5, 11 - 15

7E: 5 - 10.5, 11 - 15

COMFORT COLLECTION FEATURES

Double / Triple depth

Combination last

Removable inserts

Extended firm heel counter

HD EVA outsole for easy modification

Great for AFOs and braces

9202 Black



9202 Sizes & Widths:

B: 4.5 - 10.5, 11 - 15

D: 4.5 - 10.5, 11 - 15

3E: 4.5 - 10.5, 11 - 15

5E: 5 - 10.5, 11 - 15

7E: 5 - 10.5, 11 - 15



Mt. Emery

ACCOMMODATIVE & PROTECTIVE

MEDICAL COLLECTION

FOR HARD-TO-FIT PATIENTS

9301-E



9301-C



628-E



WOMEN

WOMEN'S MEDICAL COLLECTION

HARD-TO-FIT

Accommodative & Protective Footwear

BUNION/EDEMA

628 - E Black

Sizes: 4.5, 5 - 10.5, 11 - 15

Widths: B, D, 3E, 5E, 10E, 14E

Cut-off flex area on medial/lateral sides for more bunion relief

Padded foam collar reduces friction at the ankle

Reflex the leather counter to reduce Achilles pressure



618 Black



608 Black

Size: 4.5 - 10.5, 11 - 15

Width: B, D, 3E, 5E

These shoes are specially designed for the difficult-to-fit foot or one with larger orthotic needs. This category offers a variety of closures for ease of fit adjustability, to accommodate mild or severe foot deformities, such as, charcot, foot trauma, hammer toes, bunion, diabetes, R.A, edema. Our goal is to give the most comfort, no matter what the medical needs are.

628-E and 728-E are specially designed to accommodate severe bunion/bunionette and edema with built-in foam collar and flex area on medial and lateral sides. The uppers are made of genuine leather and elastic fabric material to allow more flexibility.

U.S patented design.

WOMEN'S MEDICAL COLLECTION

HARD-TO-FIT

Accommodative & Protective Footwear

9301-C Charcot Last Black



Size: 5 - 10.5, 11- 15
Width: B, D, 3E, 5E, 7E

Seamless design, dual depth
HD EVA Sole, easy to modify
Mismatches 9301 or 9301-X
Eliminating split-sole, great for Gauntlets



9301-E Accommodator Black
Padded Collar



9301-E has heel counter cushioned with expandable elastic foam/fabric, designed for sensitive ankle/instep severe edema, comes in 10E, 14E, the widths available for all other style as modification orders.

9301-X Accommodator Black



Supra-depth edema last
Semi-surgical opening
Built-in unmatched volume/space
Mismatches 9301 or 9301-C
fits up to 25" ankle girth

Size: 5, 5.5 - 10.5, 11 - 15
Width: 10E, 14E

WOMEN'S MEDICAL COLLECTION

HARD-TO-FIT

Accommodative & Protective Footwear

Wound Care / Post-op Selection



638

Sizes & Widths

M: 5,5.5-11.5,12-15

W: 5,5.5-11.5,12-15

XW: 5,5.5-11.5,12-15



639

- Leather strap
- Stretchable Lycra vamps for Edema
- Accommodate Bunion, Hammer Toe
- Solid EVA outsole for easy modification

9226 Surgical Opening



Genuine Leather Uppers & Lining
Ideal for fused ankle joints or AFO

Sizes & Widths:

D: 5 - 12.5, 13 - 15

3E: 5 - 12.5, 13 - 15

5E: 5 - 12.5, 13 - 15

CUSTOM PROGRAM SHOES & INSOLES

PERFECT COMBINATION
OF QUALITY & VALUE



MEN'S
PREMIERE COLLECTION

9704 Men's Mesh Walking



MEN'S PREMIERE COLLECTION

888-V Black



708-L Black



9602 Brown



9602 Black Lycra



9608 Black



Sizes & Widths:

D/2E(M/W): 7, 7.5 - 12.5, 13-15

4E(XW): 7, 7.5 - 12.5, 13-15

6E(XXW): 7, 7.5 - 12.5, 13-15

308

PREMIERE COLLECTION FEATURES

Genuine leather uppers with seamless lining
 Added width at toe & extra support at the ankle
 Added depth - 8mm or 5/16" deeper than conventional last
 Better accommodation for orthotics, AFO & internal modifications
 Long medial counter to provide support & stability
 Removable inserts & filler for flexible fitting



MEN'S PREMIERE COLLECTION

9701 Sizes & Widths:

D/2E(M/W): 7, 7.5 - 12.5, 13-15

4E(XW): 7, 7.5 - 12.5, 13-15

6E(XXW): 7, 7.5 - 12.5, 13-15

9701-1V Black



9701-1L Black



9701-3V White/Silver



9701-3L White/Silver



9704 Black



9704 - V - Black



9704 Grey



9704 - V - Grey



MEN'S PREMIERE COLLECTION

9605 Black



9605 Tan



9603 Chucka Boots Brown



9713 Black



Sizes & Widths:

D/2E(M/W): 7, 7.5 - 11.5, 12-15

4E(XW): 7, 7.5 - 11.5, 12-15

6E(XXW): 7, 7.5 - 11.5, 12-15

PREMIERE COLLECTION FEATURES


Genuine leather uppers with seamless lining
Added width at toe & extra support at the ankle
Added depth - 8mm or 5/16" deeper than conventional last
Better accommodation for foot orthotics & AFO
Long medial counter to provide support & stability
Removable inserts for flexible fitting

CUSTOM DIABETIC INSERTS

Order custom diabetic inserts (A5514)
with diabetic shoes in Premiere Collection
to save even more

- A5513 / A5514 CUSTOM DIABETIC INSERTS
- TRI-LAMINATION WITH DURABLE BASE
- ONE PRICE WITH ANY MODIFICATION
- GUARANTEED FIT

***free scanners, free impression boxes for qualified customers



MEN'S

COMFORT COLLECTION



9501 Black



9502 Black



502 Black



502 Brown

- Genuine leather upper & lining
- Double Depth toe box
- Seamless lining to reduce friction
- Extended strong medial & lateral counter
- High Density solid EVA outsole
- Removable inserts

9501, 9502, 502

Sizes & Widths:

D: 5 - 11.5, 12 - 18

2E: 5 - 11.5, 12 - 18

4E: 6 - 11.5, 12 - 20

6E: 7 - 11.5, 12 - 20

9E: 7 - 11.5, 12 - 20



9921 Black



9921 Brown

9921 Sizes & Widths:

D: 5 - 11.5, 12 - 18

4E: 6 - 11.5, 12 - 20

6E: 7 - 11.5, 12 - 20

MEN'S

COMFORT COLLECTION

Sizes & Widths: 801 / 802

D: 6 - 11.5, 12 - 17

4E: 6 - 11.5, 12 - 20

6E: 7 - 11.5, 12 - 20

9E: 7 - 11.5, 12 - 20

801 Black



802 Black



Genuine leather upper & lining
Supra (triple) depth
Extended strong medial & lateral counter
High Density solid EVA outsole
3 layers of removable inserts

Sizes & Widths: 7021

D: 5 - 11.5, 12 - 18

2E: 5 - 11.5, 12 - 18

4E: 6 - 11.5, 12 - 20

6E: 7 - 11.5, 12 - 20

SUPRA DEPTH CASUAL

801 Brown



802 Brown



7021 Black





9703-2L Men's Hiking



MEN'S COMFORT COLLECTION



503 Black 8" Boots
Supra Depth

AM5605 6" Boots Black



9951 6" Boots Black



9703-2L Hiking Boots



CASUAL BOOTS

504 Black 8" Boots
Supra Depth / Medial Zipper



Sizes & Widths:
D: 5 - 11.5, 12 - 17
2E: 5 - 11.5, 12 - 17
4E: 6 - 11.5, 12 - 17
6E: 7 - 11.5, 12 - 17
9E: 7 - 11.5, 12 - 17

AM5615 6" Boots Black

Adventure Boots

Widths: D/W, 4E/XW, 6E/XXW
Sizes: 7, 7.5 - 12.5, 13 - 15



9951 6" Boots Brown

Widths: D, 4E, 6E

Sizes: 5, 5.5 - 11.5, 12 - 20



Genuine leather upper & lining
Double or Supra (triple) depth
Extended strong medial & lateral counter
High Density solid EVA outsole
Removable inserts

Widths: D, 4E, 6E, 9E

Sizes: 7, 7.5 - 11.5, 12 - 17

MEN'S COMFORT COLLECTION

9702 / 9705 Breathable Mesh Walking
Widths: D, 4E, 6E, 9E
Sizes: 7, 7.5 - 11.5, 12 - 17

9702-1V



9702-3V



9702-1L



9702-3L



9708-Black



9705- Black



9708-Brown



9708- White



Double depth
Removable inserts with filler underneath
High density Durable injected Rubber/EVA outsole
Elongated and reinforced medial & lateral counters
Genuine Leather & breathable Mesh uppers & Fabric lining

9708 Breathable Walking
Widths: D, 4E, 6E, 9E
Sizes: 7, 7.5 - 12.5, 13 - 17

MEN'S

COMFORT COLLECTION

6501 / 6506 / 6508 Composite Toe Utility

Men's Utility Shoes

6501 Safety Composite Toe Shoe



6501/6506

Sizes & Widths:

D: 6,6.5-11.5,12-15

4E: 6,6.5-11.5,12-15

6E: 6,6.5-11.5,12-15

6506 Composite Toe Boots With Medial Zipper



- Double depth composite toe work boots / shoes
- Removable inserts with filler underneath
- High density durable injected rubber outsole
- Elongated and reinforced medial & lateral counters
- Genuine Leather, fabric lining
- Slip resistant rubber outsole (6502,6503,6507,6508)

6507 Non-composite Toe Boot

6508 Safety Composite Toe Boot

6502 Non-composite Toe Shoe

6503 Safety Composite Toe Shoe



OSHA



OSHA

6502,6503,6507,6508

Sizes & Widths:

D: 7,7.5-11.5,12-17

4E: 7,7.5-11.5,12-17

6E: 7,7.5-11.5,12-17

9E: 7,7.5-11.5,12-17

MEN'S

MEDICAL COLLECTION

BUNION/EDEMA

728-E Black



HARD-TO-FIT

Accommodative & Protective Footwear

Widths & Sizes:

D: 5, 5.5-11.5, 12-17

4E: 5, 5.5-11.5, 12-17

6E/10E/14E: 5, 5.5 - 11.5, 12-17



Cut-off flex area on medial/lateral sides for more bunion relief
Padded foam collar reduces friction at the ankle
Reflex the leather counter to reduce Achilles pressure



708 Black



718 Black

D: 5, 5.5-11.5, 12-17

4E: 5, 5.5-11.5, 12-17

6E: 5. 5.5-11.5, 12-17

These shoes are specially designed for the difficult-to-fit foot or one with larger orthotic needs. This category offers a variety of closures for ease of fit adjustability, to accommodate mild or severe foot deformities, such as, charcot, foot trauma, hammer toes, bunion, diabetes, R.A, edema. Our goal is to give the most comfort, no matter what the medical needs are.

628-E and 728-E are specially designed to accommodate severe bunion/bunionette and edema with built-in foam collar and flex area on medial and lateral sides. The uppers are made of genuine leather and elastic fabric material to allow more flexibility.

U.S patented design.

MEN'S MEDICAL COLLECTION

HARD-TO-FIT

Accommodative & Protective Footwear

CHARCOT LAST

502-C, 503-C, 504-C

Widths & Sizes:

D: 5, 5.5-11.5, 12-17

2E: 5, 5.5-11.5, 12-17

4E: 5, 5.5-11.5, 12-17

6E: 5, 5.6-11.5, 12-17

9E: 5, 5.6-11.5, 12-17

502-C Black



503-C Black



504-C Black



The accommodator 502-X / 502-E

Extra supra-depth to accommodate very severe edema/swollen feet

502-X



502-E



- Supra-depth
- Semi-surgical opening
- Built-in huge volume/space
- Mismatches 502 or 502-C
- Fits up to 25" ankle

10E: 5, 5.5 -11.5, 12-18

14E: 5, 5.5 -11.5, 12-18

502-E offers heel counter cushioned with expandable elastic foam/fabric, designed for sensitive ankle/instep, severe edema, comes in 10E, 14E, the widths available for all other style as modification orders.

MEN'S MEDICAL COLLECTION

HARD-TO-FIT

Accommodative & Protective Footwear

737



Wound Care / Post-op Selection

Sizes & Widths

M: 5,5.5-11.5,12-15

W: 5,5.5-11.5,12-15

XW: 5,5.5-11.5,12-15

- Leather strap
- Stretchable Lycra vamps for Edema
- Accommodate Bunion, Hammer Toe
- Solid EVA outsole for easy modification

738



739



511 Surgical Opening



Genuine Leather Uppers & Lining
Ideal for fused ankle joints or AFO

Sizes & Widths:

D/M: 5 - 11.5, 12 - 15

4E/XW: 5 - 11.5, 12 - 15

6E/XXW: 5 - 11.5, 12 - 15

MEN'S ANSWER2 ATHLETIC WALKING

ANSWER²

Sizes: 6, 6.5-12.5, 13 - 15

Widths: M/D; W/2E; XW/4E

- Genuine leather upper
- Double depth last
- Semi-surgical
- Reinforced counter
- Solid EVA outsole for easy modification
- Perfect for UCBLs, AFOs and braces

554-3



554-1



554-3V



553-1



558-3



558-1



Stability Boots - Broad Entrance

552-1



551-1



CUSTOM PROGRAM SHOES & INSOLES

PERFECT COMBINATION
OF QUALITY & VALUE



CUSTOM SHOES

WHY CHOOSE APIS FOR YOUR CUSTOM SHOE NEEDS?

Risk-free program, guaranteed fit
One price for any modification
Any style and materials offered in the catalog
Over 70 styles to choose from

Heel Lift
Fore Foot Rocker
Bevel Heel
SACH Heel
Buttresses
Stabilizer
Rigid Sole
Semi-rigid Sole
Heavy Duty Rubber Outsole
3/4 Length Steel Shank
Full Length Steel Shank
Semi-surgical
Surgical Opening
Composite Toe Box
Thermo-lining
Padded Tongue or Collar
Leather Lining
... More



No Additional Charge, Period!
PDAC-A5501 Coded

* Over-sized pricing may apply, call for details

NO-risk fit guaranteed program

CUSTOM MOLDED INSOLES FOR DIABETICS CODED A5513 / A5514



**FREE 3D SCANNER
FOR CUSTOM INSOLES & SHOES*
3D SCANNING PROGRAM
ALL FORMATS ACCEPTED
FREE 3D MOBILE APPS READY FOR DOWNLOAD**

* Qualified customers only

CUSTOM MADE FUNCTIONAL FOOT ORTHOTICS



523 FULL LENGTH



UCBL

**FREE 3D SCANNER* OR
FREE IMPRESSION BOX WITH EACH ORDER**

ALWAYS FIT GUARANTEE



523 3/4 Length



L-5000 Toe Filler


MT EMEY BAMBOO DIABETIC SOCKS

Made from finest Bamboo yarn to eliminate moisture and support cool, dry feet. Features include moisture wicking, antibacterial, hypoallergenic, durable and sustainable. Protect your feet with these comfortable non-binding socks this winter with confidence



Mt Emey Pre-Fab Orthotics

Mt Emey OTS foot orthotics provides the ultimate support and comfort for patients while simultaneously yielding the highest profit margin for practitioners. It offers built-in arch support and heel pad for heightened support, tri-lam layer cushioning with EVA base for unique comfort and durability.



Sizes: Women: 6-10.5,11-13 Men: 5-10.5,11,12

INSERTS & ORTHOTICS BLANKS

308



308 / 305 Insert (men & women) 1/8" thickness Thermozote cover; 1/4" thickness heat-moldable close-cell EVA base comes in white, or blue, or green color

Reference Table

Accommodative Inserts (A5512)									
Item#	Gender	Styles							
308/92	Lady's	9202							
308/91	Lady's	9106	9108						
308/93	Lady's	9301	9302	608	618	628-e	9205	9306	9315
		3310	9320	9321	9327	3401	3402	3403	3404
		445	446	447	448				
308	Men's	9501	9502	502	7021	708	718	728-e	9921
		9951	AM5605	Am5615	6501	6506	503	504	801
		802	9701	9702	9703	9704	9708	9713	4401
		4402	4403	4404	551	552	553	554	558
305	Lady's	9301-C	9301-X	9301-E	502-C	502-E	502-X	503-C	504-C

For diabetics only, multiple density insert, direct formed, molded to foot after external heat source of about 230F or higher, total contact with foot, including arch, base layer min. of 1/4" material of Shore A35 durometer or 3/16" material of Shore A 40 (or higher).

Orthotics Blanks

431-Blanks



Top: 3/16" Thermozote Mid-layer: 1/8" PPT/EVA 30 - 35 Shore A Base: 1/4" close cell EVA in 50 - 55 Shore A, tapered to toe 1/8"

431-E Blanks

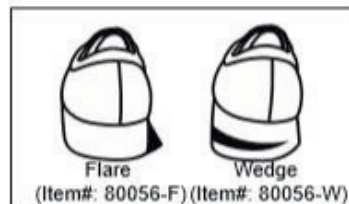




Mid-layer: 1/8" PPT/EVA 30 - 35 Shore A Arch: Semi-oval crescent shape EVA in 35 - 45 Shore A tapered to lateral Base: 1/4" close cell EVA in 50 - 55 Shore A, tapered to toe 1/8"

Blanks No.	Actual Sizes	Arch Size	Fit Shoe Sizes & Widths
X - Small	L11"x W5"	L4.5"x W2.5"x H3/8"	Sizes 3 - 4.5 / Widths AA - 14E
Small	L12"x W5.5"	L5" x W2.5"x H7/16"	Sizes 5 - 7.5 / Widths AA - 14E
Medium	L13"x W6"	L5.25" x W2.75"x H1/2"	Sizes 8 - 10.5 / Widths AA - 14E
Large	L14"x W6"	L5.7" x W3"x H5/8"	Sizes 11 - 13 / Widths AA - 14E
X - large	L15"x W6.5"	L6" x W3.25"x H11/16"	Sizes 14 - 17 / Widths AA - 14E
XX - Large	L16"x W7"	L6.5" x W3.5"x H3/4"	Sizes 18 - 20 / Widths AA - 14E

Shoe Modifications

Pick any style from the catalog and we will modify the shoes for you; One low price for each modification.



One-stop service station for all shoe mods and accommodations!



Apis Footwear Warranty Policy

Warranty and Limitation of Liability

Apis Footwear warrants its product (including any accessories) against defects in materials or workmanship as follows:

- Labor: For a period of one year from the date of purchase, if the product is determined to be defective Apis will repair or replace the product at no charge or pay the labor charge to any Apis authorized service facility.
- Parts: Apis will supply, at no charge, new replacement in exchange for defective parts for a period of one year.
- Accessories: Parts and labor for all accessories are covered for one year.

To obtain warranty services the purchaser must deliver the product to:


Commerce Atlantic Corporation DBA Apis Footwear Company

Returns Department
2239 Tyler Avenue
South El Monte, CA 91733

Question? Call Toll-free 1-888-937-2747 (8am to 5pm PST Mon.-Fri.)
Apis Footwear Company, 2239 Tyler Avenue, Unit B, South El Monte, CA 91733
www.apisfootwear.com email: sales@apisfootwear.com

Apis

9707 Men's Boots



Winter
warmth

- Genuine Leather Upper
- Waterproof & insulation at 200 grams
- Durable rough-terrain tread



9317 Women's Boots

2239 Tyler Avenue, South El Monte, CA 91733
4575 Jennings Lane, Louisville, KY 40218
Toll Free 1.888.937.2747 www.emey.com
Email: sales@apisfootwear.com

FiTec™